

1

2

3

4

5

6

7

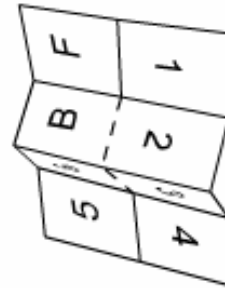
8

Folding Instructions

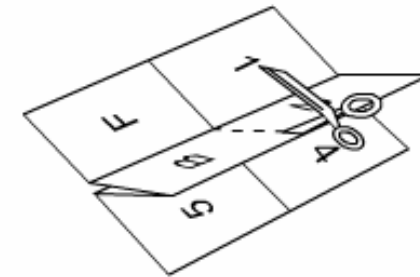
Note: All folds should be to the lines printed on the paper, and not to the actual edges of the page.



1. Start with front page at top left

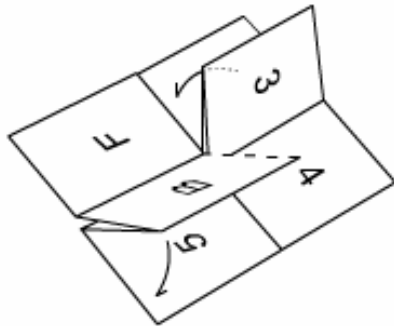


2. Fold in halves

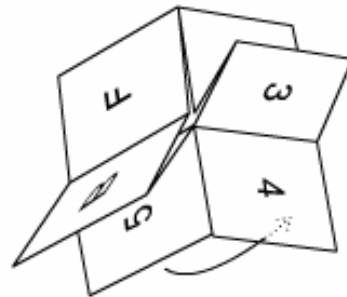


3. Cut at dotted line in center

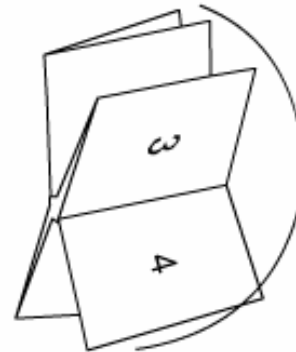
4. Fold to opposite ends.



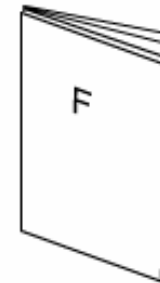
5. Fold in half vertically



6. Fold in half horizontally



done. enjoy!



PocketMod.com

© 2005-2006